






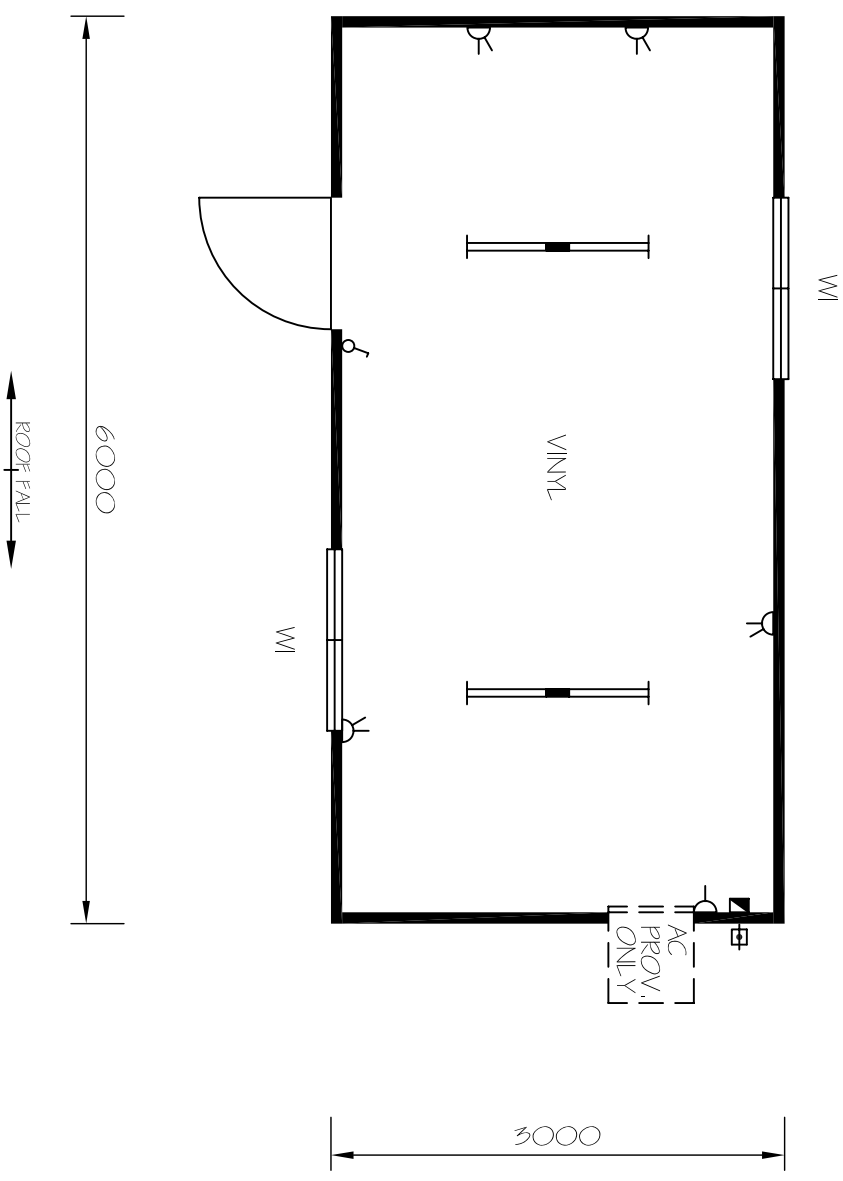


LEGEND:

-  ELECTRICAL POINT OF ENTRY SWITCHBOARD + EARTH LEAKAGE
-  LIGHTSWITCH
-  DOUBLE GPO 10 amp
-  SINGLE GPO 10 amp
-  PROVISION ONLY FOR AIR CONDITIONER
-  2x36w FLUORESCENT LIGHT
-  1200 H x 1200 W WINDOW



WN 6030 - Multi Purpose Unit



easternnomad.com.au  
02 8811 6300  
DIMENSIONS ARE IN MM  
DO NOT SCALE FROM THIS DRAWING